

MAINTENANCE INSTRUCTION

KEEP YOUR TRACK AS ON THE FIRST DAY !

GENERAL RULES

- The sport ground coatings **COURTSOL** are exclusively assigned to sport practices. But walking directly with special bike shoes are to proscribe due to inevitably risks of damages caused by the pedal cleat on the sole. The rider should put on and take off his bike shoes to ride bicycle and after the race.
- The shoes with black soles are to proscribe due to inevitably indelible black traces.
- A track washing on regular basis (at least once a month or more often according to the surface's state) with clear water allows to keep the coating clean, by using a high pressure cleaner with a maximum 60 bars pressure or a watering hose. Stains can be cleaned prior to washing with water, with a natural sponge and a neutral pH washing solution.
- It is recommended to put a guitars-feet doormat at the track entrance so that the rider could insure the cleanness of his/her shoes and get rid of possible wedged pebbles, which could drive to a premature wear out of the coating. This doormat itself will have to be cleaned on regular basis.
- It is strongly recommended to keep the access to the track closed to the public to limit risks of unproper sport equipment circulation and so on... on the coating.
- In summer or hot season, the bituminous surface can lose its shape slightly (natural phenomenon conferred by its characteristics of suppleness) by punching caused by feet of umpire's chair for example or by a bench. To palliate this phenomenon, it is highly recommended to put load distributions panels under each foot.
- The mobile equipment (posts, umpire's chair, and so on ...) will be manipulated with a lot of precaution to avoid at the same time risks of punching, scratches, even picking, especially during sport events in the central area (if recovered) of the cycling track.
- If garbage cans are installed in the area around the track, it is necessary to be sure that they are regularly emptied to avoid located sticky smudges.
- The bikes should not be thrown on the floor because of the metal pedal or the handlebar could cause scratches on the coating.

MAINTENANCE INSTRUCTION

SPECIFIC RULES FOR OUTDOOR TRACKS




- 1 Dead leaves will therefore have to be evacuated systematically with a broom or a blower. Every spring, the track will have to be decontaminated with the liquid biocide **FONGICOURT** followed by a cleaning with water under high pressure (maximum 60 bars) to eliminate mushrooms and to limit their proliferation on the game surface of the coating.
- 1 The outdoor tracks have imperatively a transversal slope of 25 - 30 % and according to its establishment in the complex, in order to evacuate the rainwater or runoff water which will be recovered at the end of the track in a peripheral drainage. As the water must be able to flow down and evacuate fast without difficulty, the drainpipe will have to be checked and cleaned regularly (since it is subject to clogging) and before the collected water can make irreversible damages on the coating (detachment, blisters, etc).
- 1 A preventive weeding must be performed every year at least twice all around the track inside area to avoid risks of bad weeds establishments.
- 1 After each rainfall, it is recommended to eliminate the residual puddles of water with a rubber blade squeegee or a roll mops, especially in the inside are.

SPECIFIC RULES FOR INDOOR TRACKS



- 1 In cases of stains or located smudges, clean them with a neutral pH washing solution with a natural sponge and rinse with clear water.
- 1 The sticky stains caused by soda have to be immediately cleaned up. (See above).
- 1 In summer (when it is warmer), the coating can be cleaned with a high pressure cleaner (maximum 60 bars pressure), then the water is evacuated. Wait for the complete drying of the coating before using it again.

MAINTENANCE INSTRUCTION

SPECIFIC RULES FOR INDOOR TRACKS

-  The auto-cleaners are to proscribe because they cause inevitably the premature wear of the wearing top layer of the coating.
-  If maintenance works (change of bulbs, etc.) or during sport events, it is strongly recommended to envisage protection measures due to punching risks. Load distributions panels or thick tarpaulins will be laid down on the coating to protect it.
-  Possible bird excretions will have to be cleaned very fast to limit risks of detachment by chemical action.

IMPORTANT RECOMMENDATIONS FOR PUTTING THE TRACK INTO SERVICE AND THE FIRST MONTHS OF USE

-  The putting into service cannot intervene before the complete drying of the product, so to say at least 14 days after its full installation.
-  During the first week after the application, the surface must be completely dry before being able to ride over.