

MAINTENANCE INSTRUCTION

KEEP YOUR COURT AS ON THE FIRST DAY !

GENERAL RULES

- 1 The sport ground coatings **COURTSOL** are exclusively assigned to sport practices. The players must imperatively wear the proper tennis shoes (no training or jogging shoes) exclusively used for this court to avoid risks of traces or stains, which are generally difficult to clean.
- 1 The sport shoes with black soles are to proscribe due to inevitably indelible black traces.
- 1 A court washing on regular basis (at least once a month or more often according to the surface's state) with clear water allows to keep the coating clean, by using a high pressure cleaner with a maximum 60 bars pressure or a watering hose. Stains can be cleaned prior to washing with water, with a natural sponge and a neutral pH washing solution.
- 1 It is recommended to put a guitars-feet doormat at the court entrance so that the player could insure the cleanness of his/her shoe soles and get rid of possible wedged pebbles, which could drive to a premature wear out of the coating. This doormat itself will have to be cleaned on regular basis.
- 1 It is strongly recommended to keep the access to the court closed to the public to limit risks of bike or pocket bike circulation and so on... on the coating.
- 1 In summer or hot season, the bituminous surface can lose its shape slightly (natural phenomenon conferred by its characteristics of suppleness) by punching caused by feet of umpire's chair for example or by a bench. To palliate this phenomenon, it is highly recommended to put load distributions panels under each foot.
- 1 The mobile equipment (posts, umpire's chair, and so on ...) will be manipulated with a lot of precaution to avoid at the same time risks of punching, scratches, even picking.
- 1 All wagons carrying balls or accessories for the game will have wide wheels with smooth profile.
- 1 If garbage cans are installed in the area around the court, it is necessary to be sure that they are regularly emptied to avoid located sticky smudges.

MAINTENANCE INSTRUCTION

SPECIFIC RULES FOR OUTDOOR COURTS





- Dead leaves will therefore have to be evacuated systematically with a broom or a blower. Every spring, the court will have to be decontaminated with the liquid biocide **FONGICOURT** followed by a cleaning with water under high pressure (maximum 60 bars) to eliminate mushrooms and to limit their proliferation on the game surface of the coating.
- The outdoor courts have imperatively a transversal slope of 1 % and according to its establishment in the complex, in order to evacuate the rainwater or runoff water which will be recovered at the end of the court in a peripheral drainage. As the water must be able to flow down and evacuate fast without difficulty, the drainpipe will have to be checked and cleaned regularly (since it is subject to clogging) and before the collected water can make irreversible damages on the coating (detachment, blisters, etc).
- A preventive weeding must be performed every year at least twice all around the court on a peripheral band of 50 cm to 1 m to avoid risks of bad weeds establishments.
- If the court is encircled by a hedge of bushes, these last will have to be planted at the very least at 2,50 m around the court with a maximum height of 2,50 m. A root barrier will prevent from damages caused by the "running" roots. This barrier can be a trench from 30 to 40 cm wide and from 1 to 1,5 m deep filled with ballast or with concrete.
- After each rainfall, it is recommended to eliminate the residual puddles of water with a rubber blade squeegee or a roll mops.

SPECIFIC RULES FOR INDOOR COURTS



- The court must be periodically cleaned, so to say every other days to eliminate the fluffs left by tennis balls by a mechanical sweeping and by vacuuming once a week.
- In cases of stains or located smudges, clean them with a neutral pH washing solution with a natural sponge and rinse with clear water.
- The sticky stains caused by soda have to be immediately cleaned up. (See above).

MAINTENANCE INSTRUCTION

SPECIFIC RULES FOR INDOOR COURTS

-  In summer (when it is warmer), the coating can be cleaned with a high pressure cleaner (maximum 60 bars pressure), then the water is evacuated. Wait for the complete drying of the coating before using it again.
-  The auto-cleaners are to proscribe because they cause inevitably the premature wear of the wearing top layer of the coating.
-  During the replacement of the light bulbs, it is strongly recommended to consider a rolling path for the gondola or the scaffolding to avoid punching and marks left by wheels. Load distributions panels or thick tarpaulins will be laid down on the coating to protect it.
-  Possible bird excretions will have to be cleaned very fast to limit risks of detachment by chemical action.

IMPORTANT RECOMMENDATIONS FOR PUTTING THE COURT INTO SERVICE AND THE FIRST MONTHS OF USE

-  The putting into service cannot intervene before the complete drying of the product, so to say at least 7 days after its full installation.
-  During the first weeks after the application, the surface must be completely dry before being able to play over. Beyond this period, it will be possible to play on a slightly humid court in complete safety, since the top layer of the coating has a nonskid function.